



GOLD KIDNEY HEALTH PLAN



2024

Onboarding and Certification Guide



Table of Contents

01 | Overview 03

02 | Getting Started 04

03 | Accessing your Certification Case 05

04 | Completing your Certification Case 06

05 | Next Steps 07



Overview

- Agents must be certified each year to sell Gold Kidney Health Plan MAPD plans and be individually appointed by Gold Kidney Health Plan. Agents are also required to maintain active license status.
- Gold Kidney Health Plan utilizes EvolveNXT to deliver our annual onboarding and certification. We have designed a streamlined and simple process to get you certified and ready to sell.
- The program includes ensuring current agent information is on file, how you would like to be paid, license and appointment verification, background check, Medicare Certification and Errors & Omissions upload, and Gold Kidney product training and exam.
- You are allowed 4 attempts to pass the certification exam before you are locked out of the system.
- We are excited to get you onboarded with Gold Kidney Health Plan. Our priority is to make it easy for you and your downline to represent Gold Kidney Health Plan. Use this guide to help you get started.



Getting Started


New Users

New users can begin the onboarding/certification process by submitting a contracting request. You may submit a request 3 different ways:

- Submit a contracting request form via the Gold Kidney Health Plan website (click [here](#)).
- Send an email to contracting@goldkidney.com with your name, NPN, email address and upline name (if applicable).
- Submit a request to your upline. Your upline can create a contracting case on your behalf.

Existing Users:

Existing users will receive a recertification email with instructions to access the Certification Case in EvolveNXT (Subject: EvolveNXT Agent Contracting System).

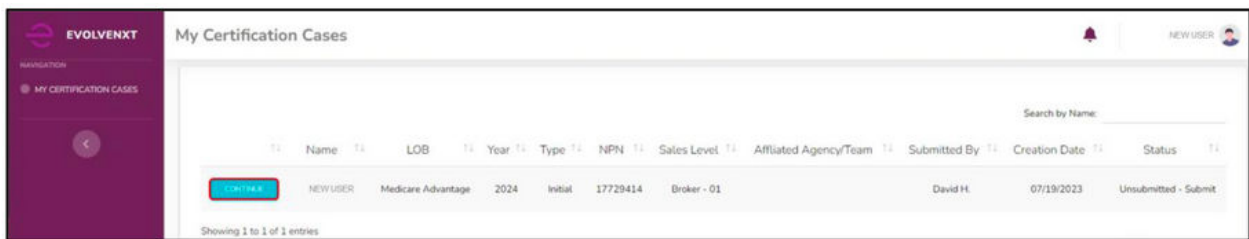




Accessing your Certification Case

New Users

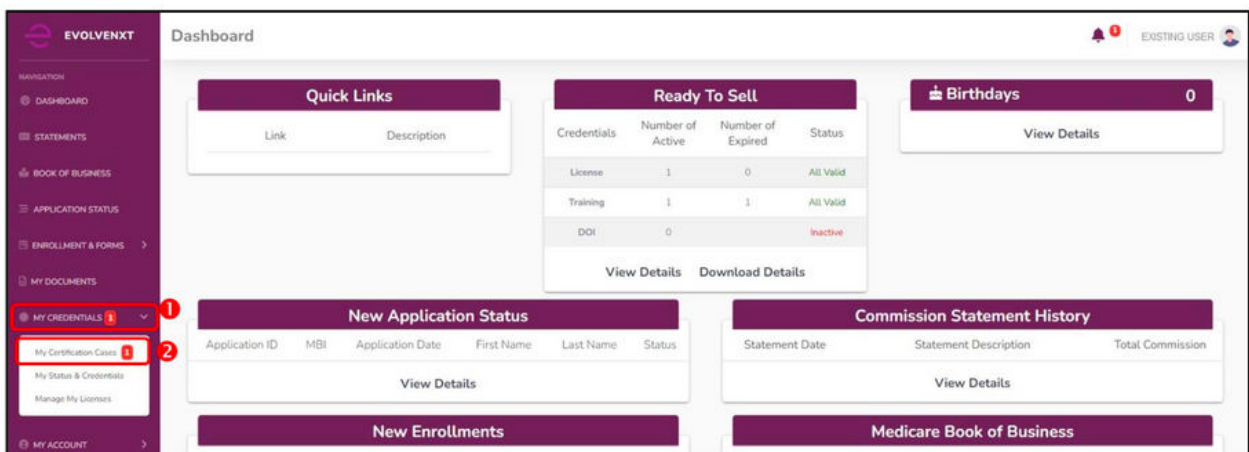
Agents who are new to Gold Kidney Health Plan will need to complete an Initial Certification case. Upon logging into EvolveNXT, you will be on the My Certification Cases page.



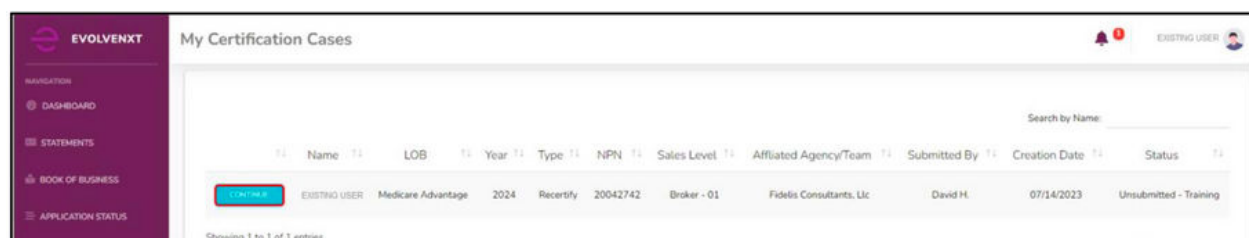
Existing Users

Existing users will complete a Recertification case. Upon logging into EvolveNXT, you will be on the **Dashboard**. To access the recertification case:

- 1 Click on **MY CREDENTIALS** in the navigation panel to the left, 2 then select **My Certification Cases**.



The **My Certification Cases** page will open.



Click **CONTINUE** to access your certification



Completing your Certification Case

New Users

Before you can begin completing your Certification Case, a **Before You Begin** pop-up window will appear and you will be prompted to verify your NPN and SSN. Enter your information and click **Validate**.

You will now begin working on your Certification Case. You will see the following tabs below and must enter all required information within each tab.

- CONTACT INFO
- PAYMENT
- LICENSE INFO
- DOCUMENTS
- TRAINING
- SUBMIT

CONTACT INFO

- New Users: You will need to enter your information
- Existing Users: Your information will be populated.

Please review to ensure that your information is accurate. If your information is incorrect, click **Abort** and contact the Broker Support Team for assistance. Once completed, click **Continue**.

PAYMENT

If commissions are being paid to the agent, please enter your banking information here.

If commissions are assigned to an upline, you will see the following message 'Based on the information collected in your invitation, no additional data is needed here.

Click **Continue** to proceed.

LICENSE INFO

Select the states in which you wish to sell Gold Kidney plans in 2024.

All states in which a Gold Kidney plan is offered, and you have an active license will display as an option.

Click **Continue** to proceed.

DOCUMENTS

All agents are required to upload the following documents:

- Current E&O Certificate
- AHIP Certificate
- Void Check or Verified Bank Letter (if applicable)

Click **Continue** to proceed.

TRAINING

All agents must complete and pass the 2024 Certification Assessment. You must receive a score of 85% or higher to pass.

You are allowed 4 attempts to pass the certification exam before you are locked out of the system.

Once your status shows Passes, you will be able to move forward.

Click **Continue** to proceed.

SUBMIT

The final step will present you with our Gold Kidney Agent Contract and your W9. W9 is populated from the information that was entered on the Payment Tab (if applicable).

You can open and read both documents by clicking on them.

You will then check the boxes and sign your name in the space provided.

Click **Submit**.



Next Steps

Once submitted, you will see a **“Submission Successful”** screen where you have the opportunity to download copies of both your contract and W9 (if applicable).

Your case has been submitted to the Gold Kidney Health Plan staff for review and background check processing. Please allow 3 - 4 business days for review.

Once, accepted you will receive a confirmation email letting you know you are ready to sell Gold Kidney Health Plan for both 2023 and 2024 plan years.

Don't forget to attend a local Training Event!

Contact your local Market Manager for upcoming dates.



GOLD KIDNEY HEALTH PLAN

Creating the **gold** standard
for your care